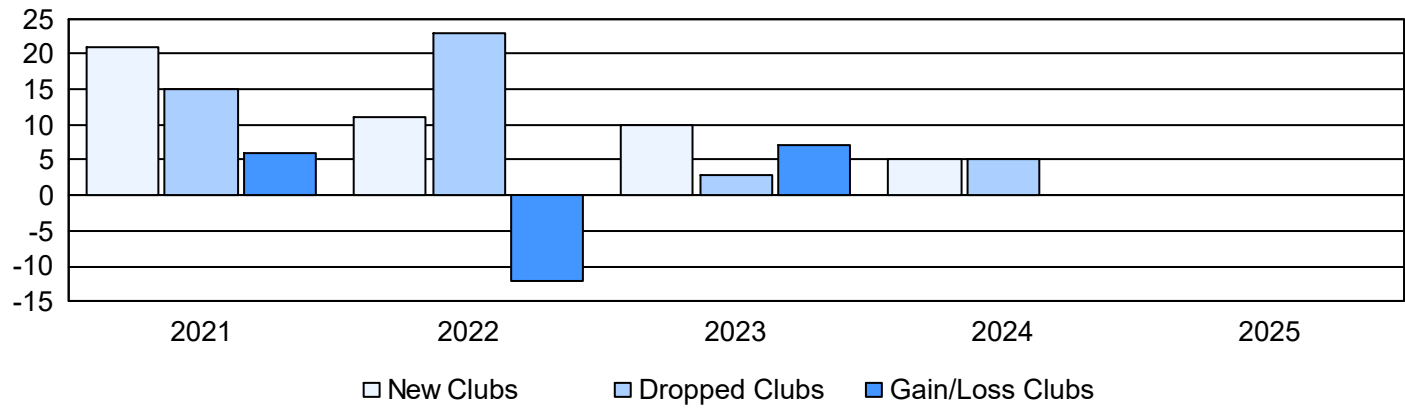
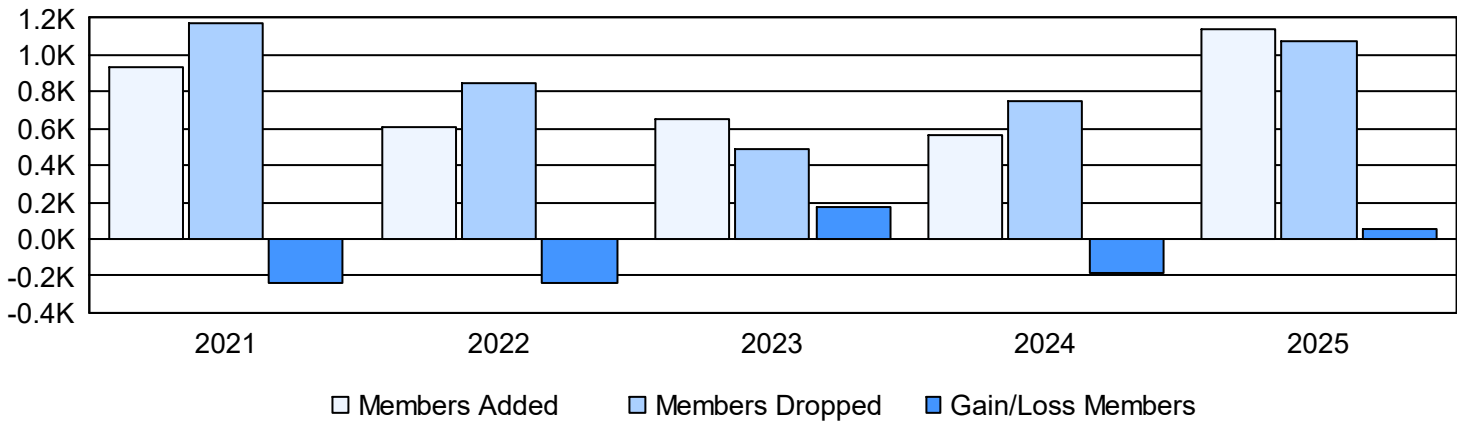


Year	New Clubs	Dropped Clubs	Gain/ Loss Clubs	New Members	Charter Members	Reinstate Members	Transfer Members	Total Member Added	Total Members Dropped	Gain/ Loss Members
2020-2021	21	15	6	372	492	58	9	931	1,170	-239
2021-2022	11	23	-12	288	241	69	15	613	850	-237
2022-2023	10	3	7	329	299	24	2	654	483	171
2023-2024	5	5	0	180	152	104	128	564	754	-190
2024-2025				440	417	146	134	1,137	1,080	57
Average	12	12	0	322	320	80	58	780	867	-88

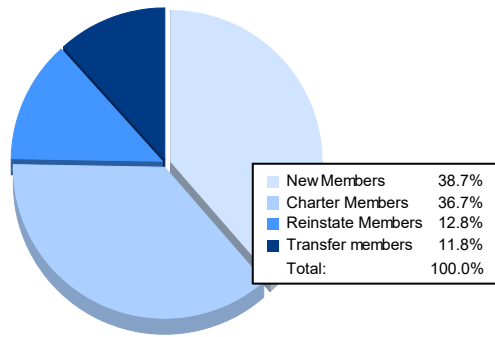
Clubs



Members



### Membership Composition June 2025 Cumulative



### Gender Composition June 2025 Cumulative

